



Wifi for guests, employees & affiliates

Step by step instructions – Android OS

Eduroam stands for **education roaming**, a global network guest access agreement for the academic society. IIMCB is also a part of the consortium, which enables our guests to benefit from an easy to use access to WiFi infrastructure at IIMXB, whereas at the same time our Employees & Students benefit Accordingly on participating campuses in throughout Europe and other locations.

Network name (SSID)

eduroam

Login

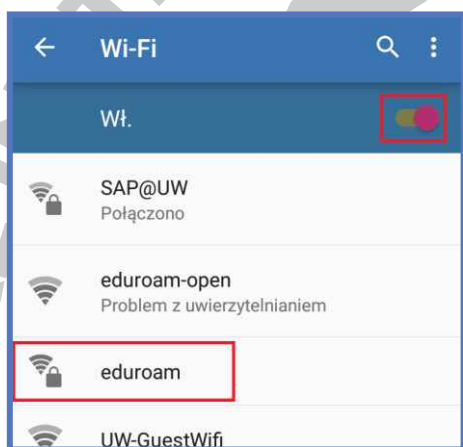
inazwisko@iimcb.gov.pl

(if you're a guest, refer to your Home institution's instructions)

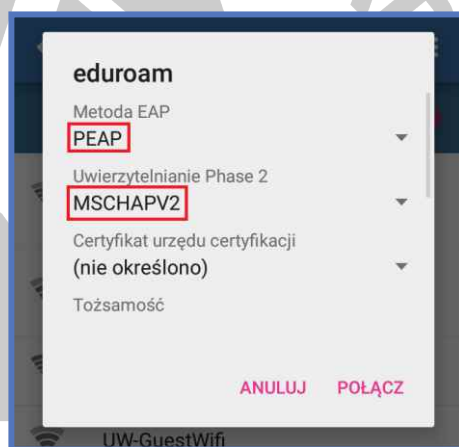
Password

same as e-mail pass

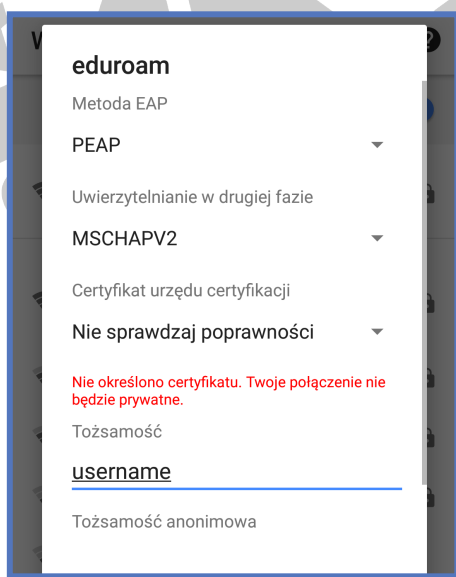
(if you're a guest, refer to your Home institution's instructions)



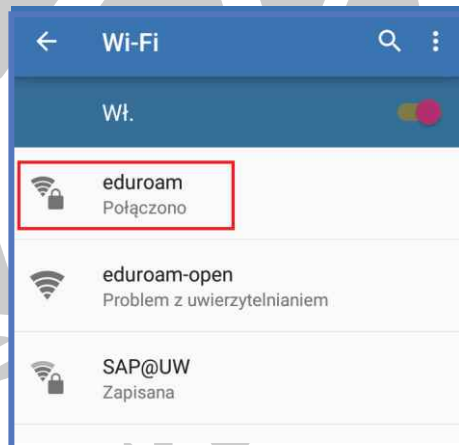
1. Choose „eduroam” from the available network list



2. Configure security settings – choose – PEAP and MSCHAPv2.



3. Enter your username in the form user@iimcb.gov.pl or similar. No need to provide anonymous identity, provide your password and click connect.



4. You should be connected to the network within a short while.